

M150L00 Control Panel Kits

Universal L00 Series Control Kit

for Electronically Governed Engines

Description

The M150L00 Series Control Kits are designed to provide Plug N' Play solutions for installations with existing panel designs. These kits are designed to control J1939 electronically governed engines.

With a full featured J1939 interface the L00 series kits provide a complete interface for virtually any SAE J1939 data. With standard features such as "TSC1 Throttle Control", "Fuel Level Input", "Engine Oil Pressure" and "Engine Shutdown", the L00 series kits provide the most features in the price range.

With the traditional look of a round gauge using the latest microprocessor technology the M150L series products provide the user with a traditional "look and feel" for controlling the latest electronic engines. Incorporating the latest technology allows the M150L products to be fully scalable from a single gauge solution to a full feature multi-gauge applications.

Display

The 128x64 LCD display provides an easy to read viewing area for system configuration and virtually any data reported by the ECU.

System Components



Oil Pressure



Voltmeter

Water Temp



Fuel Level



RPM
3000 RPM

OIL PRESS
44.6 PSI

Throttle Control

A single momentary rocker switch adjusts the engine speed via CAN Bus communications to the engine. The throttle functionality is user selectable allowing the rocker switch to provide a smooth ramp function or a fixed rpm 2-State setting.

ENGINE
THROTTLE TYPE
OIL PRESS SRC
SET IDLE SPD

THROTTLE TYPE
RAMP
TWO-STATE

Connector

A water tight 21-pin connector is used for plug-in installation.

STANDARD FEATURES

- Analog Input for Fuel Level
- Analog Input for Engine Oil Pressure
- User configurable engine speed limits
- Programmable throttle operation
- Engine Maintenance Interval
- SAE J1939 compatible throttle control
- SAE J1939 compatible Diagnostics
- RGB LED backlighting multi-color display lighting
- Multi Language Support
- Remote Engine Shutdown
- Audible and Visual Alarms

Faria Corporation
P. O. Box 983
Uncasville, CT 06382
860.848.9271
Fax: 860.848.2704

Beede Instrument Company, Inc.
88 Village Street
Penacook, NH 03303
603.753.6362
Toll-free: 800.451.8255
Fax: 603.753.6201



Made in the USA


fm-001-0034 rev B 01/2014



www.faria-instruments.com • www.beede.com

Configurable Engine Speed Limits

The L00 Series Control Kit provides the user with two configurable engine speed settings. These speed settings can be set to any engine rpm within the min and max rpm range of the engine. One speed setting for minimum engine speed (i.e. idle) and the other speed setting for maximum engine speed (i.e. engine run speed)



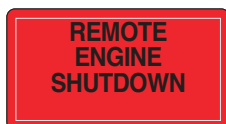
Alarms

The M150 displays diagnostic messages from the ECU per J1939 format. All DM1 and DM2 diagnostic messages from the Engine ECU are reported. Engine specific diagnostics messages are available for specified engines. (See part number section for list of specific engine types.) Alarms are indicated with a Red LCD display backlight. Warnings are indicated with an Amber LCD display backlight.



Engine Shutdown

A contact closure to ground for Engine Shutdown is provided as a customer input. When activated the M150L System will remove ignition voltage to the engine stopping the engine. The system will provide an alarm popup screen to signal the operator that the engine was remotely shutdown.



Fuel Level

User configurable analog input for fuel level sensors. US 240-33 and Euro 10-180 ohm senders can be selected.

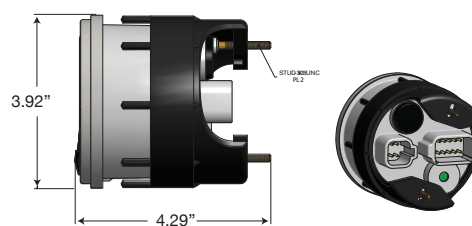
Maintenance Interval

User configurable maintenance interval. When programmed system provides warning message when maintenance interval has expired.

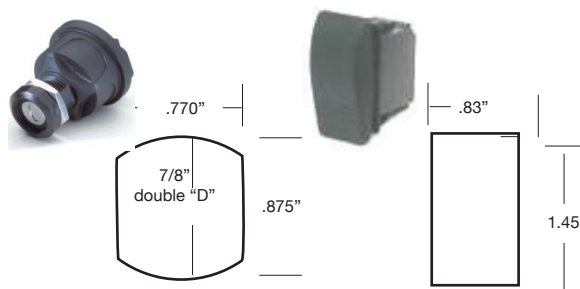
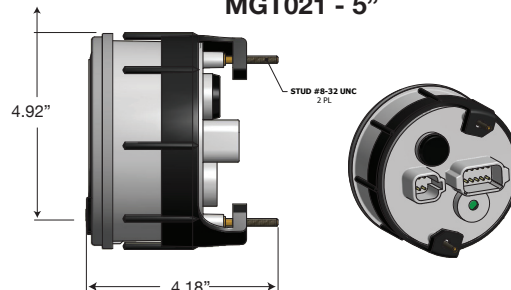
Available Parts

M150L00-00	Kit - J1939 Engine Control, T3, 4 in Tachometer
M150L00-50	Kit - J1939 Engine Control, T3, 5 in Tachometer
MGT020	MG - 4 in - 4K Tach CAN Bus Gateway
MGT021	MG - 5 in - 4K Tach CAN Bus Gateway
GE0171	Gauge - 2 in - Fuel Level, M150L Series Control
GE0172	Gauge - 2 in - Oil Pressure (100 PSI), M150L Series Control
GE0173	Gauge - 2 in - Water Temp. (250° F), M150L Series Control
VE0028	Gauge - 2 in - Voltmeter (10-16 vDC), M150L Series Control
1000017-23	Keyswitch - 4 Pos, ACC-STOP-RUN-START
1000107-00	Switch - Rocker, (ON)-OFF-(ON)
1000116-00	Harness - M150L00 wiring harness
HN0503	Harness - Gauges to Gauge (12 in)

MGT020 - 4"



MGT021 - 5"



Key Switch

Throttle Switch

Specifications

GENERAL

Operating Voltage	10.5 VDC to 18 VDC
Operating Temperature	-20C to 70C
Storage Temperature	-30C to 85C
Reverse Polarity Protection	Yes
Display	Color LCD 128 x 64

INPUTS

Analog Inputs 2

- 1 Channel Configurable for Fuel Level:
 - 240 to 33 ohms (US)
 - 10 to 180 ohms (EURO)
- 1 Channel Configurable for Oil Pressure:
 - 10 to 180 ohms (0 - 5 BAR)
 - 10 to 180 ohms (0-10 BAR)

Digital Inputs 4

- 1 Channel Engine Stop

Active signal: closure to ground

THROTTLE CONFIGURATION

- Ramp - operate within engine range
- Two State - Set two operating speeds